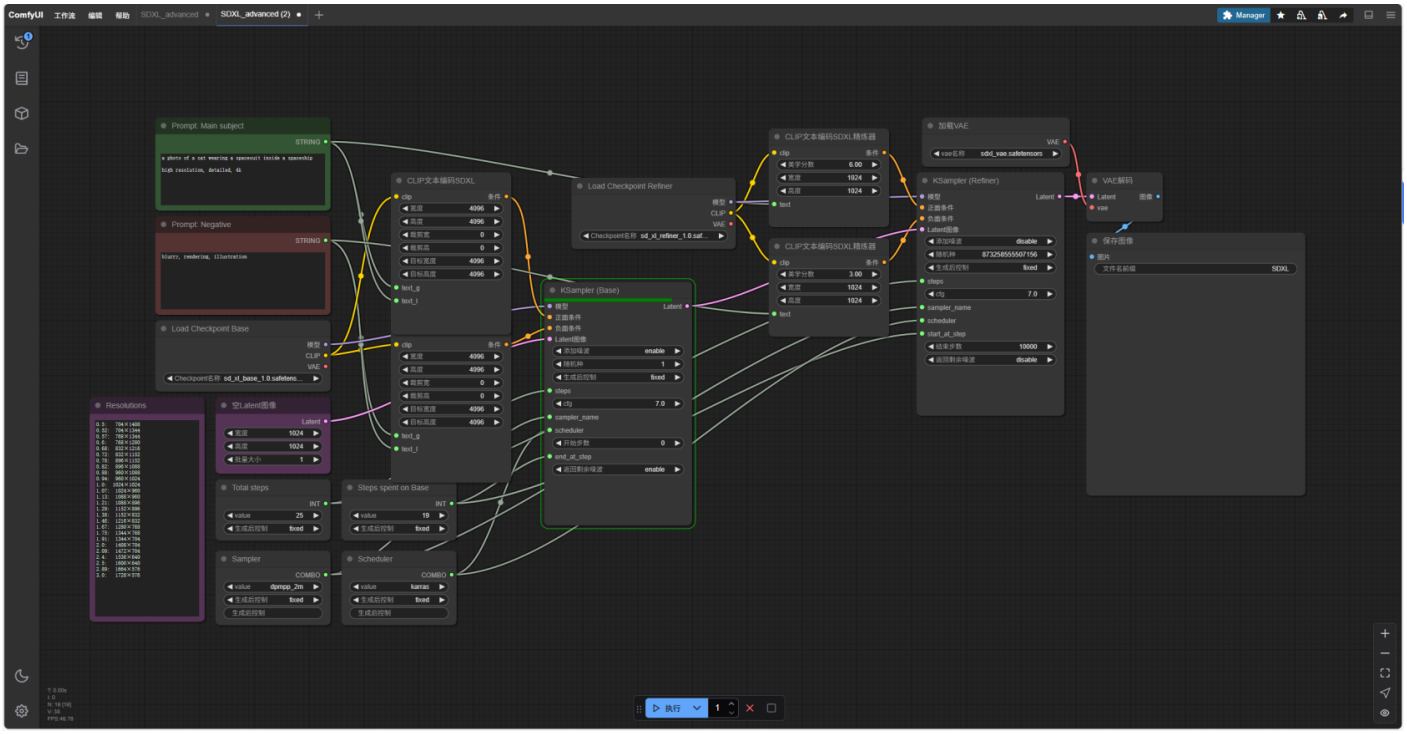

????Jetson-container

> 开始本节内容前请确定您的网络环境能正常拉取 docker镜像

Jetson-container是 NVIDIA为 Jetson设备打造的轻量 Docker环境，预装 CUDA、cuDNN、TensorRT，快速部署 AI边缘应用。

本节以 **Jetson Orin NX 16GB**，**JetPack6.2.1** 运行 **Comfy-UI** 为例进行展示。您也可以参考 官方示例

Comfy-UI 是一款专业的节点式 Stable Diffusion图形界面，拖拽连接即可构建文生图工作流，支持 LoRA、ControlNet、视频扩散，低代码、易扩展等应用及特性。

1. 下载编译 jetson-container环境

```
git clone https://github.com/dusty-nv/jetson-containers.git
cd jetson-containersbash
jetson-containers/install.sh
```

2. 拉取 docker镜像并运行

```
jetson-containers run dustynv/comfyui:r36.4.3
```

3. 成功运行后命令行窗口输出如下

```
  File "<frozen importlib._bootstrap>", line 241, in _call_with_frames_removed
  File "/opt/ComfyUI/custom_nodes/ComfyUI-Crystools/__init__.py", line 18, in <module>
    from .nodes.image import CImagePreviewFromImage, CImageLoadWithMetadata, CImageGetResolution, CImagePrev
iewFromMetadata, \
  File "/opt/ComfyUI/custom_nodes/ComfyUI-Crystools/nodes/image.py", line 5, in <module>
    import piexif
ModuleNotFoundError: No module named 'piexif'

Cannot import /opt/ComfyUI/custom_nodes/ComfyUI-Crystools module for custom nodes: No module named 'piexif'
### Loading: ComfyUI-Manager (V3.30.4)
[ComfyUI-Manager] network_mode: public
### ComfyUI Version: v0.3.26-15-gbc219a64 | Released on '2025-03-11'
ComfyUI found: /opt/ComfyUI
'/opt/ComfyUI' added to sys.path

Import times for custom nodes:
   0.0 seconds: /opt/ComfyUI/custom_nodes/websocket_image_save.py
   0.0 seconds: /opt/ComfyUI/custom_nodes/comfyui-flux-accelerator
   0.1 seconds: /opt/ComfyUI/custom_nodes/ComfyUI-Manager
   0.1 seconds: /opt/ComfyUI/custom_nodes/ComfyUI-to-Python-Extension
   0.7 seconds (IMPORT FAILED): /opt/ComfyUI/custom_nodes/ComfyUI-Crystools

Starting server

To see the GUI go to: http://0.0.0.0:8188
[ComfyUI-Manager] default cache updated: https://raw.githubusercontent.com/ltdrdata/ComfyUI-Manager/main/alt
er-list.json
[ComfyUI-Manager] default cache updated: https://raw.githubusercontent.com/ltdrdata/ComfyUI-Manager/main/git
hub-stats.json
[ComfyUI-Manager] default cache updated: https://raw.githubusercontent.com/ltdrdata/ComfyUI-Manager/main/cus
tom-node-list.json
[ComfyUI-Manager] default cache updated: https://raw.githubusercontent.com/ltdrdata/ComfyUI-Manager/main/mod
el-list.json
[ComfyUI-Manager] default cache updated: https://raw.githubusercontent.com/ltdrdata/ComfyUI-Manager/main/ext
ension-node-map.json
FETCH ComfyRegistry Data: 5/94
FETCH ComfyRegistry Data: 10/94
FETCH ComfyRegistry Data: 15/94
FETCH ComfyRegistry Data: 20/94
FETCH ComfyRegistry Data: 25/94
FETCH ComfyRegistry Data: 30/94
```

4. □□□□□□□ GUI□□

□□ Jetson□□□□□□□□ http://0.0.0.0:8188

□□□□□□□□□□□□□□□ http://<jetson□□ IP>:8188

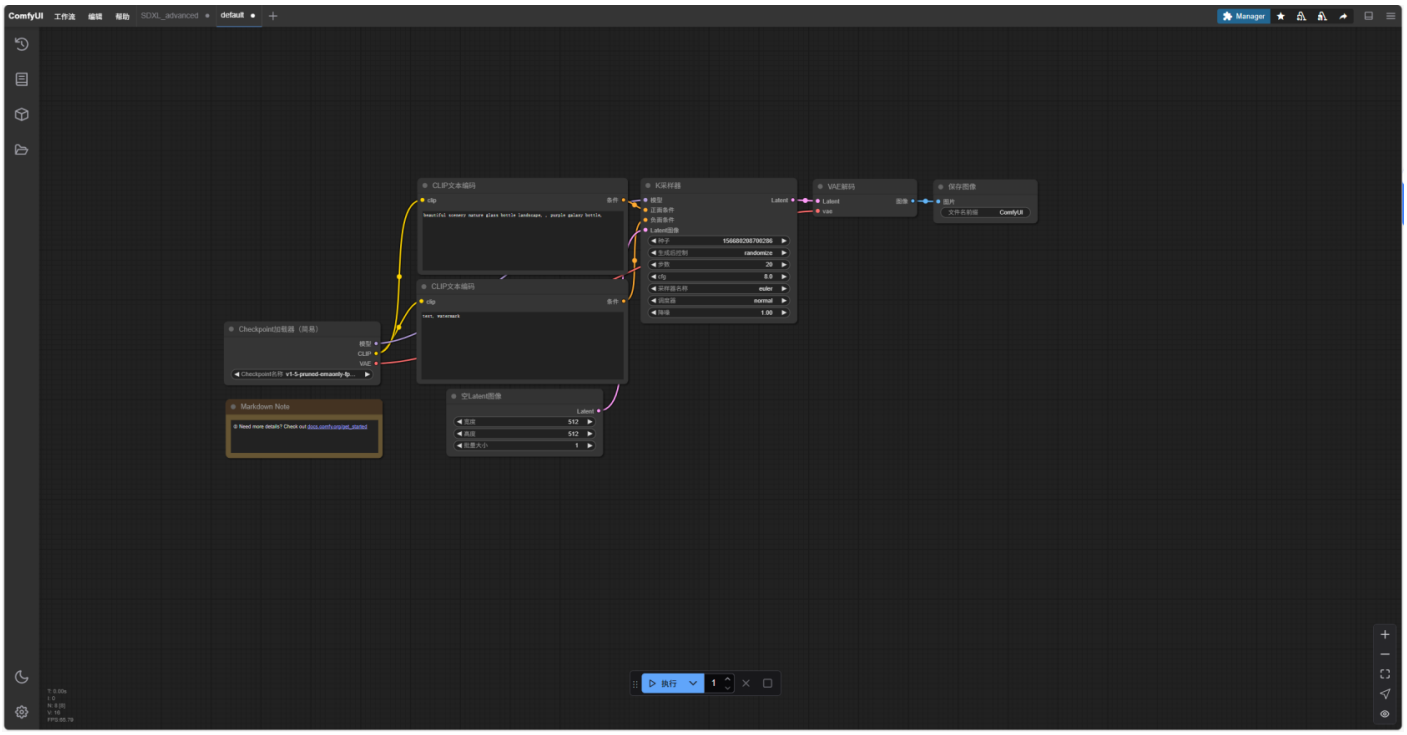

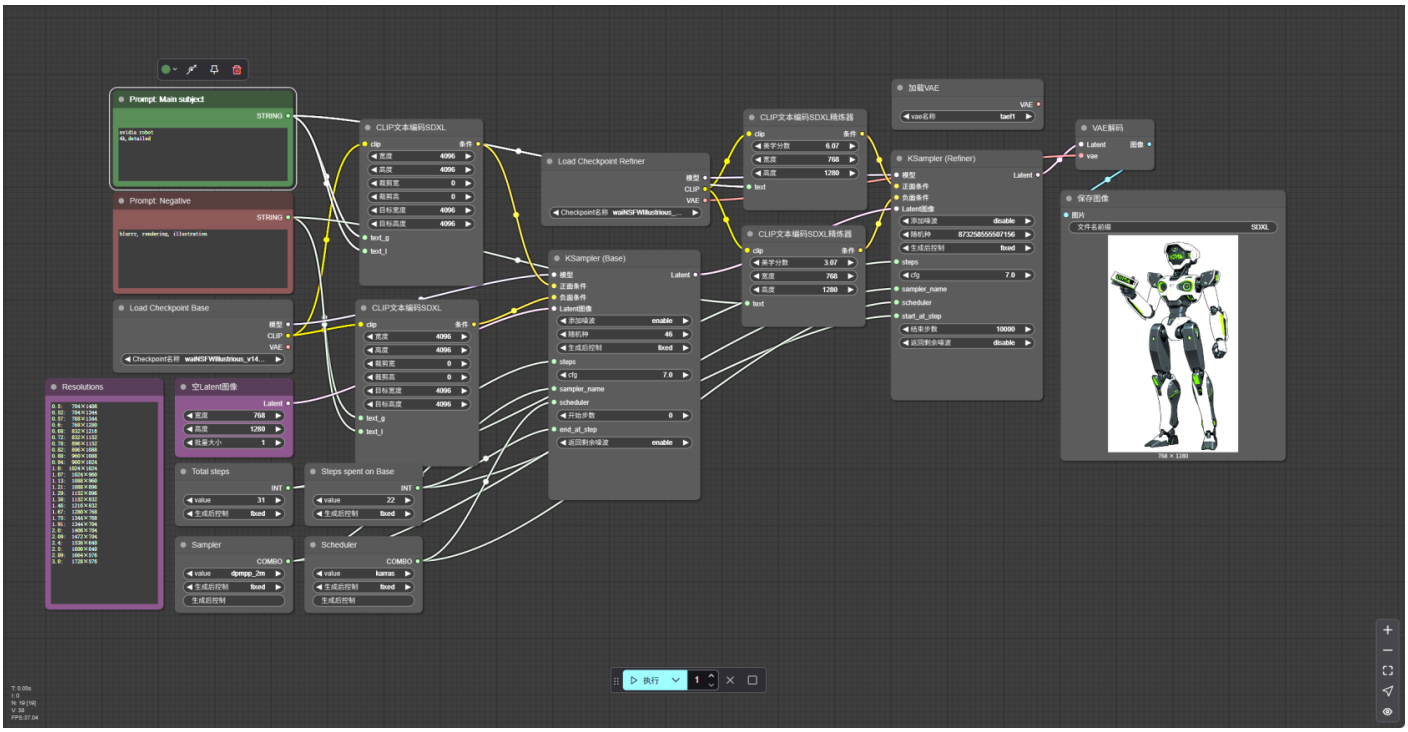

5. 设定映射路径，将开发板里下载好的模型映射到容器内部目录

```
jetson-containers run ~/models/:/opt/ComfyUI/models/checkpoints dustynv/comfyui:r36.4.3
```

6. 按照需求搭建工作流并调整参数生成图像

关于 ComfyUI的使用教程请参考其官网 ComfyUI | 用 AI生成视频、图像、音频

版本号 #14

由 edit 创建于 31 七月 2025 02:25:19

由 edit 更新于 13 八月 2025 01:53:58